

**Faculty of Agriculture**

**Feedback Result Session-2019-20**

A Feedback was taken on sample of (N=710) students. All students of Agriculture Faculty appreciated the working style of teachers. Any students are dissatisfied. On different dimensions grades are as follows.

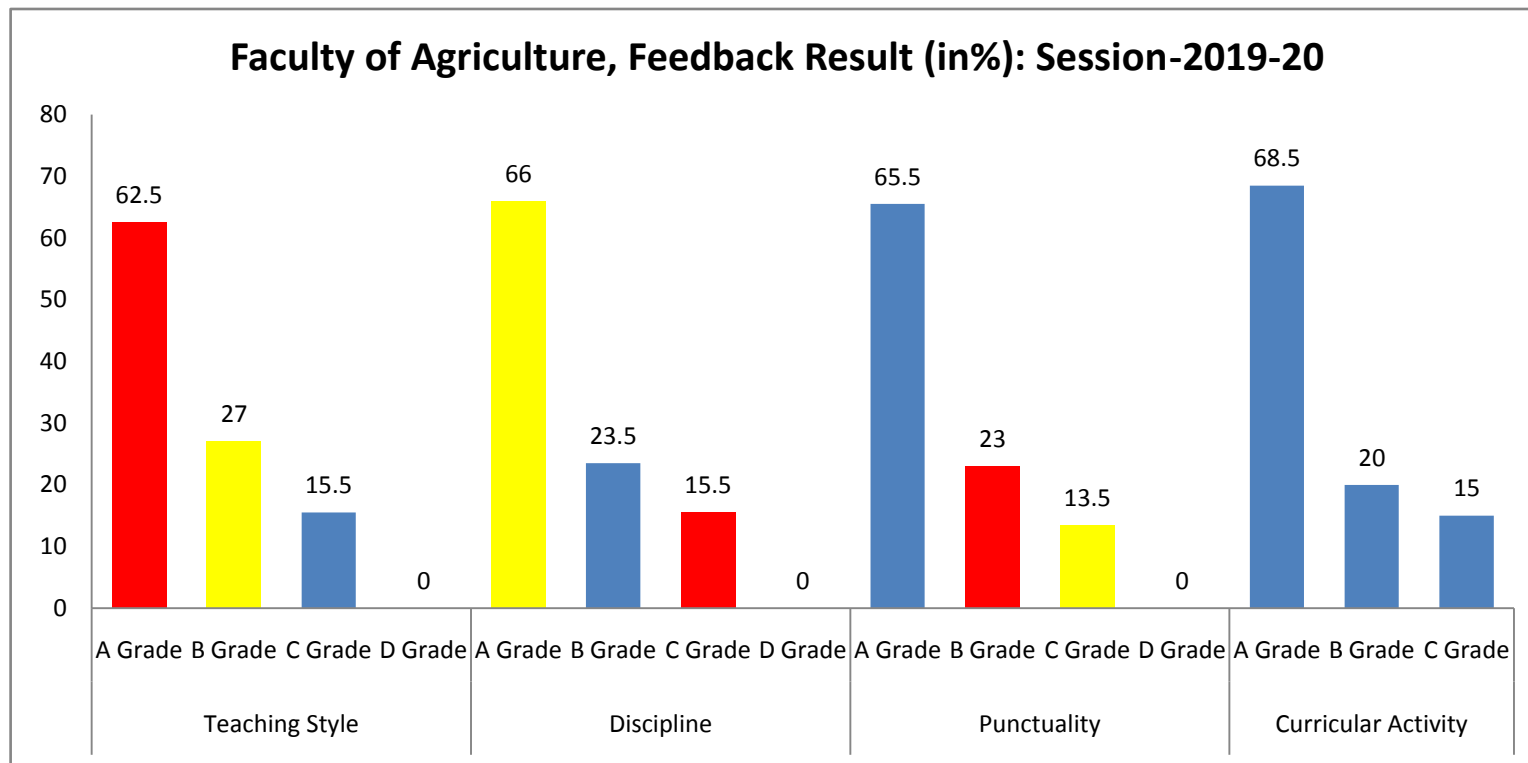
1	Teaching Style	A Grade B Grade C Grade D Grade	52%-73% 19%-35% 12%-19% 0%
2	Discipline	A Grade B Grade C Grade D Grade	60%-72% 18%-29% 12%-19% 0%
3	Punctuality	A Grade B Grade C Grade D Grade	60%-71% 19%-27% 10%-17% 0%
4	Curricular Activity	A Grade B Grade C Grade D Grade	64%-73% 17%-23% 10%-20% 0%
5	Coaching Classes	No Pressure at all	
6	Course Coverage	Approximately 90% Course Covered	

Faculty of Agriculture

Total Sample

710

## Kamla Nehru Institute of Physical Social Sciences, Sultanpur-228118



## Kamla Nehru Institute of Physical Social Sciences, Sultanpur-228118

### Faculty of Arts

#### Feedback Result Session-2019-20

A Feedback was taken on sample of (N=360) students. All students of Arts Faculty appreciated the working style of teachers. Any students are dissatisfied. On different dimensions grades are as follows.

1	Teaching Style	A Grade B Grade C Grade D Grade	51%-71% 18%-34% 10%-17% 0%
2	Discipline	A Grade B Grade C Grade D Grade	59%-71% 19%-27% 10%-19% 0%
3	Punctuality	A Grade B Grade C Grade D Grade	59%-69% 18%-26% 16%-18% 0%
4	Curricular Activity	A Grade B Grade C Grade D Grade	63%-71% 19%-25% 10%-18% 0%
5	Coaching Classes	No Pressure at all	
6	Course Coverage	Approximately 90% Course Covered	

Faculty of Arts

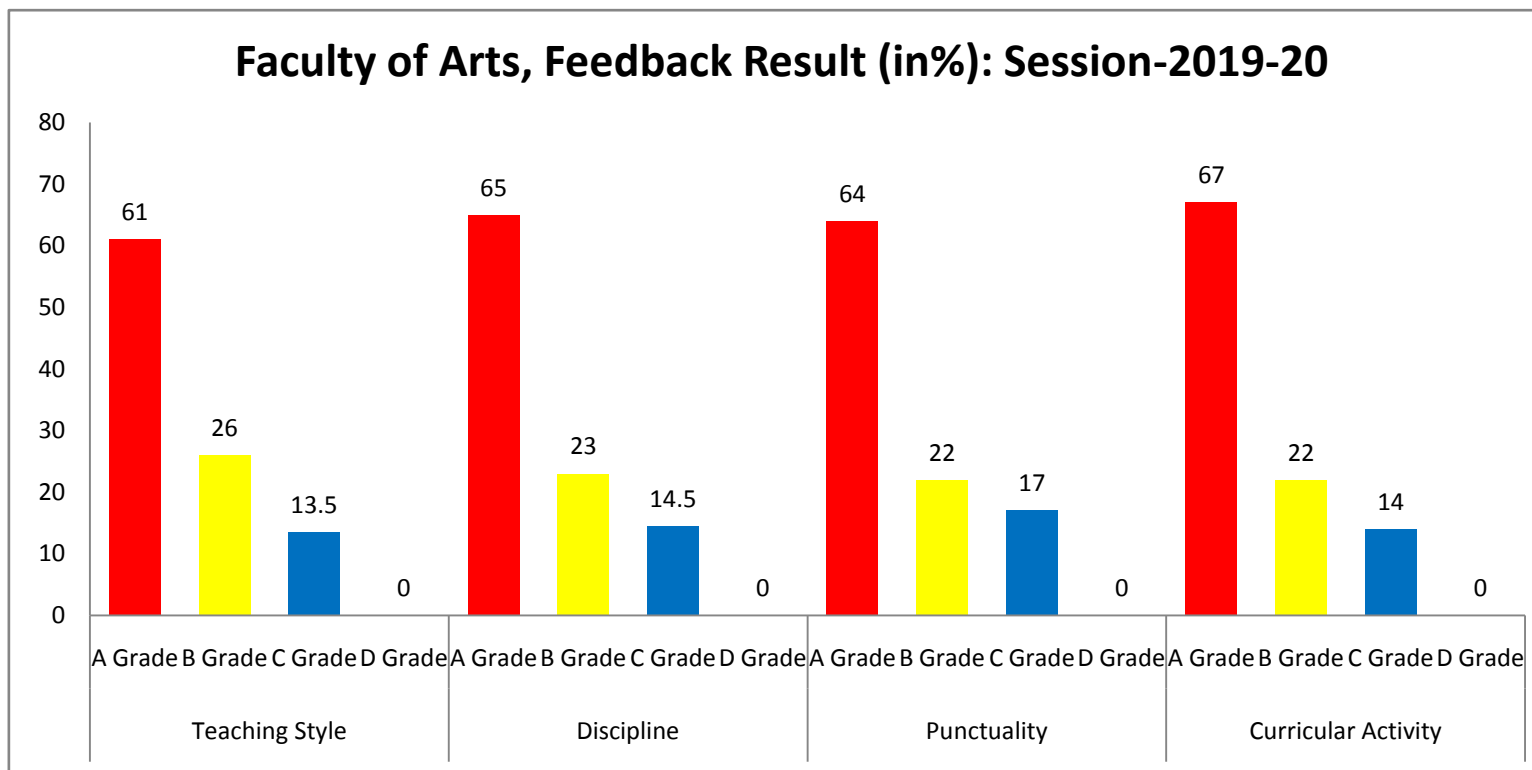
B.A.-I+II+III

270

M.A.-I+II

90

360



## Kamla Nehru Institute of Physical Social Sciences, Sultanpur-228118

### Faculty of Commerce

#### Feedback Result Session-2019-20

A Feedback was taken on sample of (N=705) students. All students of Commerce Faculty appreciated the working style of teachers. Any students are dissatisfied. On different dimensions grades are as follows.

1	Teaching Style	A Grade B Grade C Grade D Grade	70%-73% 18%-20% 10%-15% 0%
2	Discipline	A Grade B Grade C Grade D Grade	64%-70% 15%-20% 10%-15% 0%
3	Punctuality	A Grade B Grade C Grade D Grade	68%-70% 20%-25% 10%-14% 0%
4	Curricular Activity	A Grade B Grade C Grade D Grade	64%-73% 16%-22% 10%-13% 0%
5	Coaching Classes	No Pressure at all	
6	Course Coverage	Approximately 95% Course Covered	

Faculty of Commerce

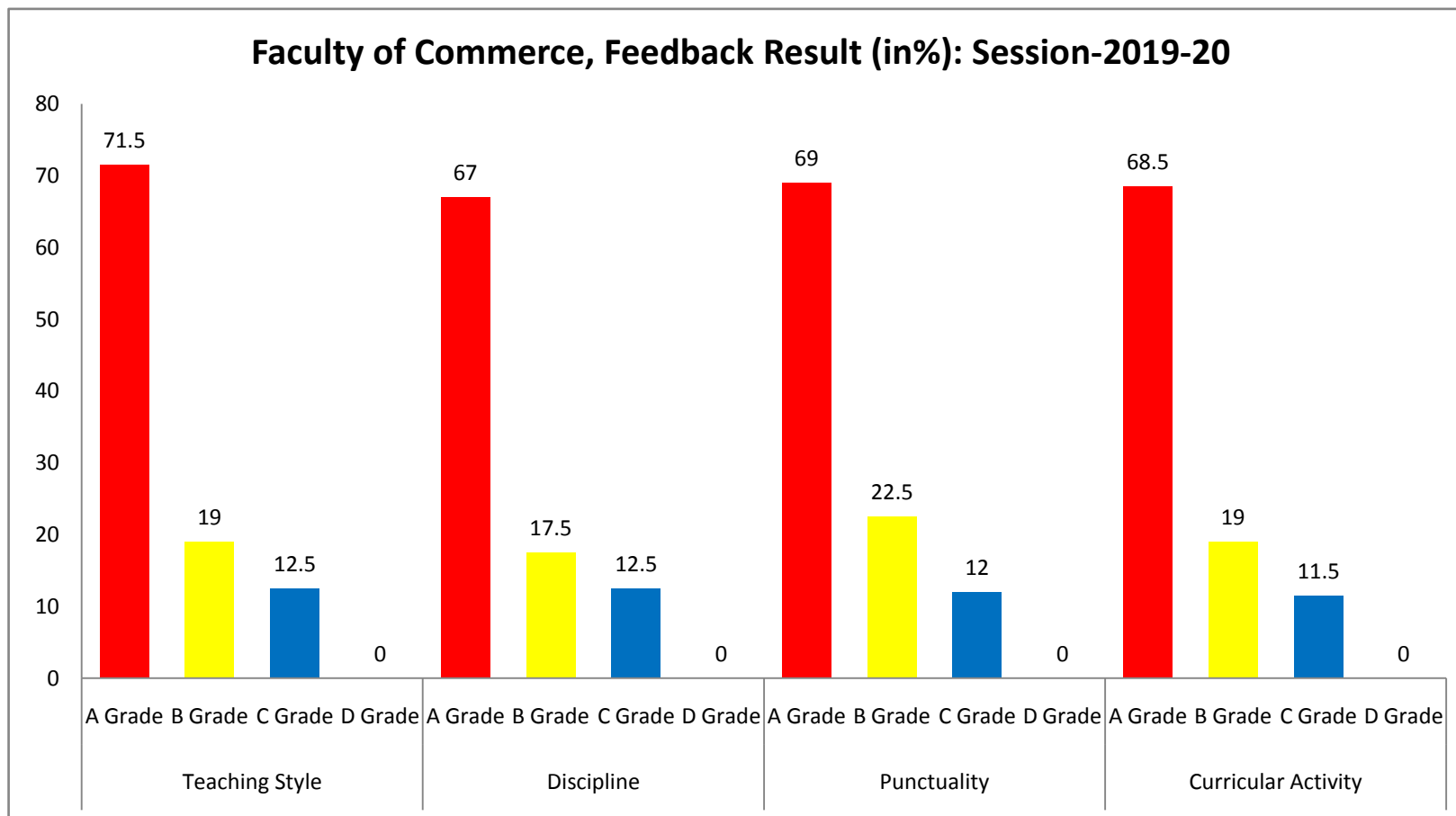
B.Com.-I+II+III

600

M.Com.-I+II

105

705



**Faculty of Home Science**

**Feedback Result Session-2019-20**

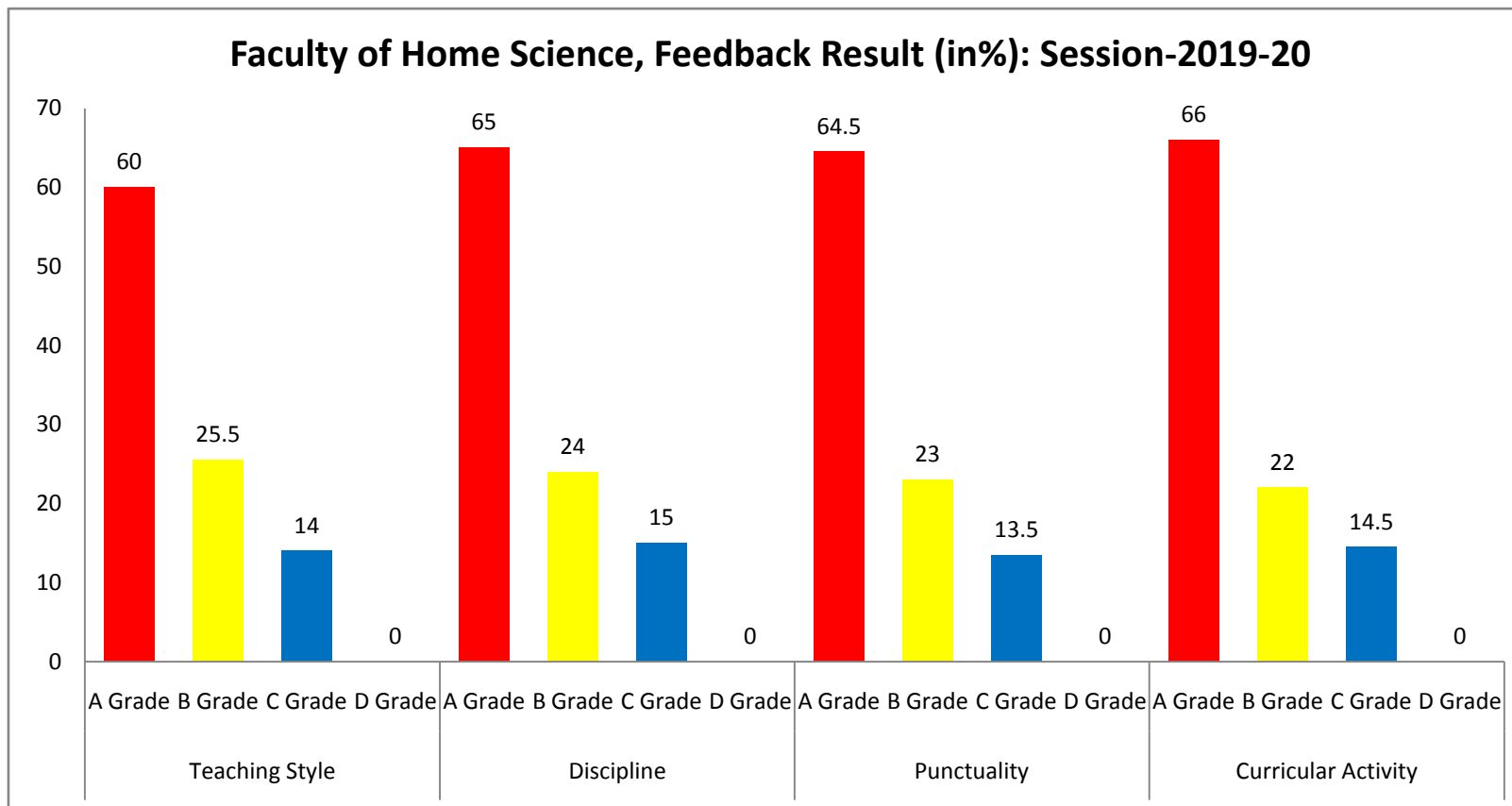
A Feedback was taken on sample of (N=50) students. All students of Home Science Faculty appreciated the working style of teachers. Any students are dissatisfied. On different dimensions grades are as follows.

1	Teaching Style	A Grade B Grade C Grade D Grade	50%-70% 19%-32% 10%-18% 0%
2	Discipline	A Grade B Grade C Grade D Grade	60%-70% 20%-28% 10%-20% 0%
3	Punctuality	A Grade B Grade C Grade D Grade	60%-69% 19%-27% 10%-17% 0%
4	Curricular Activity	A Grade B Grade C Grade D Grade	62%-70% 20%-24% 10%-19% 0%
5	Coaching Classes	No Pressure at all	
6	Course Coverage	Approximately 90% Course Covered	

Faculty of Home Science

Total Sample

50





## Kamla Nehru Institute of Physical Social Sciences, Sultanpur-228118

### Faculty of Law

#### Feedback Result Session-2019-20

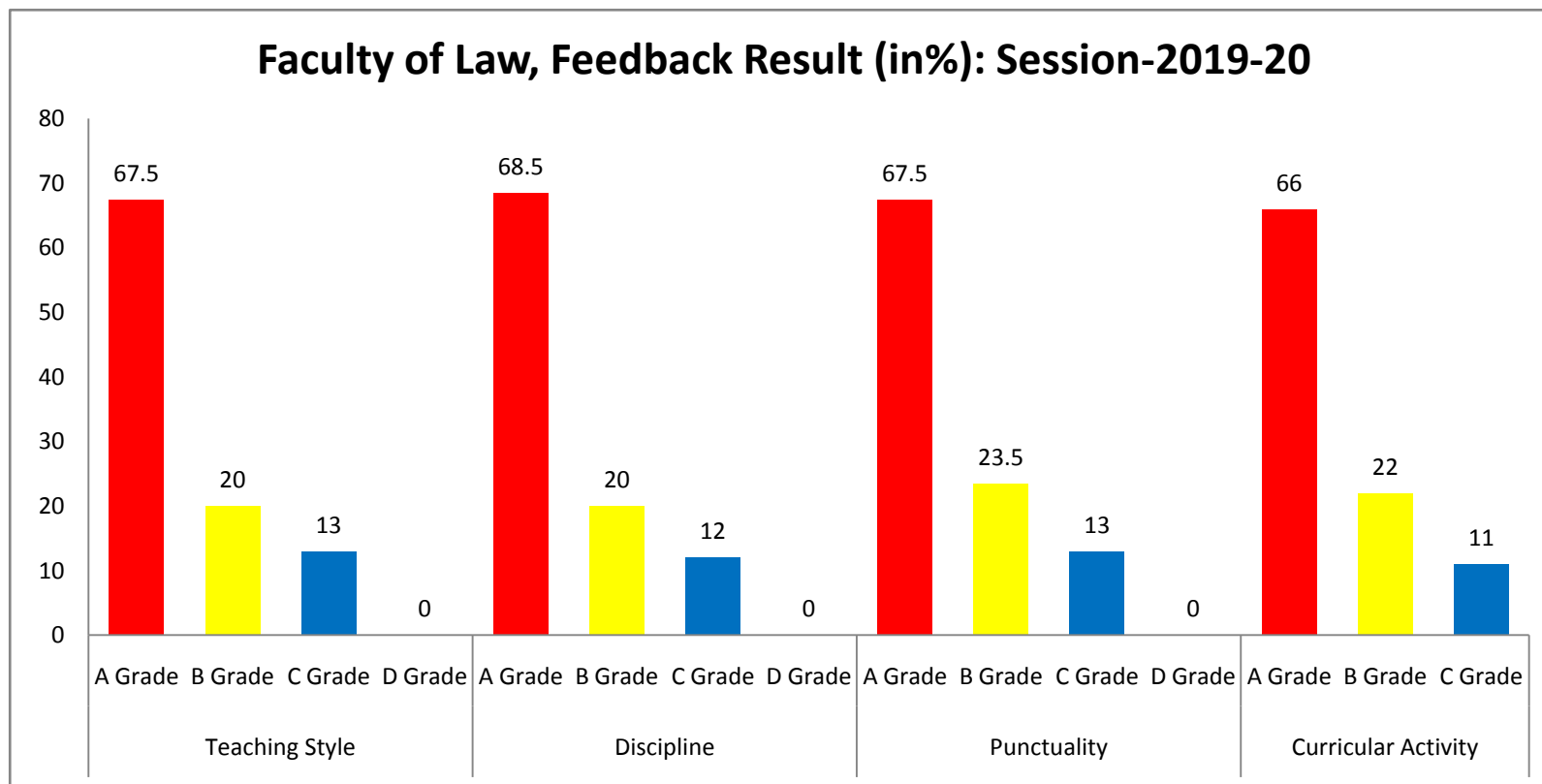
A Feedback was taken on sample of (N=400) students. All students of Law Faculty appreciated the working style of teachers. Any students are dissatisfied. On different dimensions grades are as follows.

1	Teaching Style	A Grade B Grade C Grade D Grade	64%-71% 15%-25% 10%-16% 0%
2	Discipline	A Grade B Grade C Grade D Grade	65%-72% 16%-24% 09%-15% 0%
3	Punctuality	A Grade B Grade C Grade D Grade	65%-70% 20%-27% 10%-16% 0%
4	Curricular Activity	A Grade B Grade C Grade D Grade	62%-70% 20%-24% 09%-13% 0%
5	Coaching Classes	No Pressure at all	
6	Course Coverage	Approximately 90% Course Covered	

Faculty of Law

Total Sample

400



# Kamla Nehru Institute of Physical Social Sciences, Sultanpur-228118

## Faculty of Science

### Feedback Result Session-2019-20

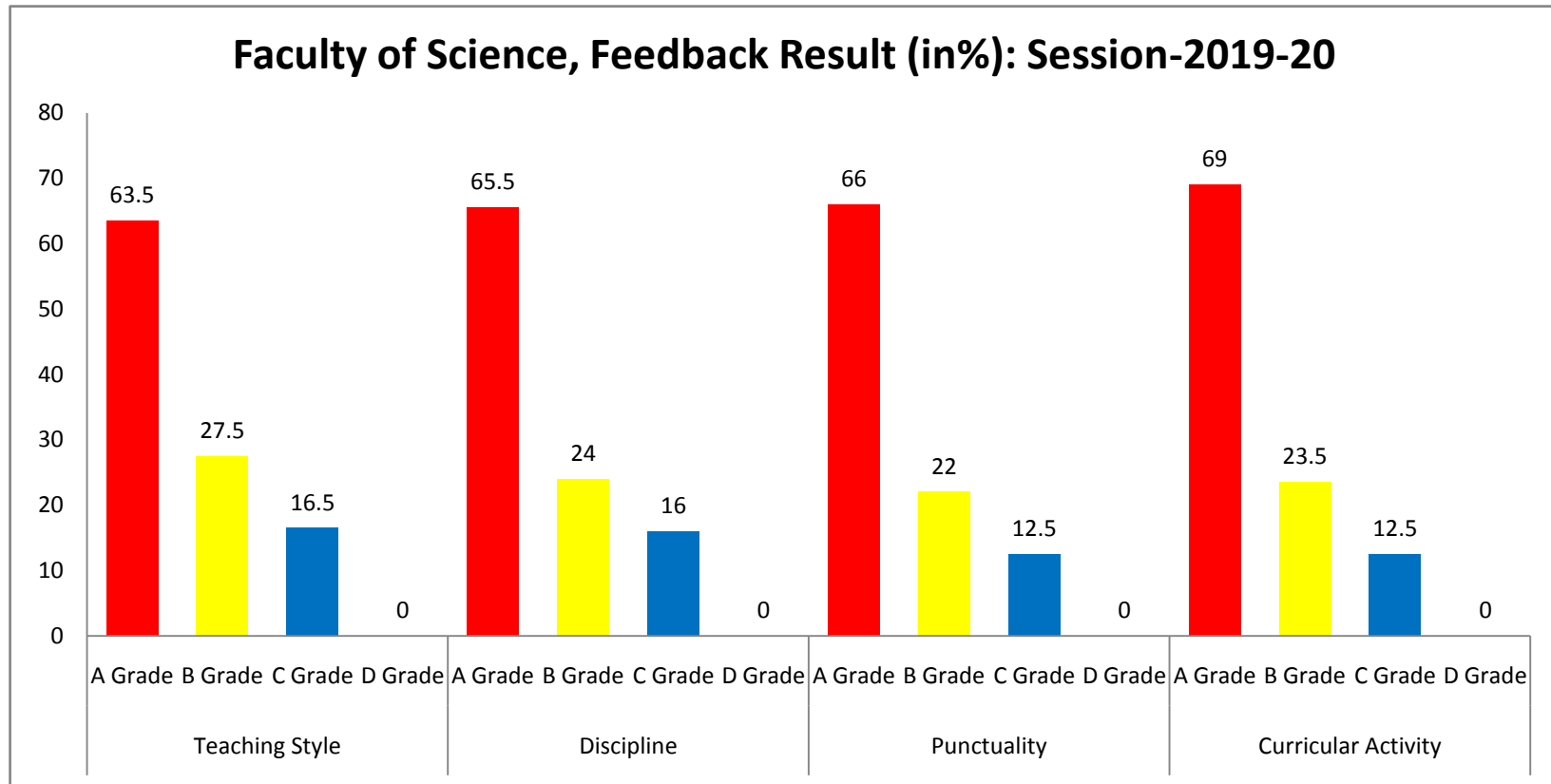
A Feedback was taken on sample of (N=925) students. All students of Science Faculty appreciated the working style of teachers. Any students are dissatisfied. On different dimensions grades are as follows.

1	Teaching Style	A Grade B Grade C Grade D Grade	53%-74% 20%-35% 13%-20% 13%-20%
2	Discipline	A Grade B Grade C Grade D Grade	60%-71% 18%-30% 12%-20% 13%-20%
3	Punctuality	A Grade B Grade C Grade D Grade	60%-72% 19%-25% 10%-15% 13%-20%
4	Curricular Activity	A Grade B Grade C Grade D Grade	65%-73% 20%-27% 10%-15% 13%-20%
5	Coaching Classes	No Pressure at all	
6	Course Coverage	Approximately 90% Course Covered	

Faculty of Science

B.Sc. Bio Group	370
B.Sc. Math Group	345
M.Sc. (Bio+Math)	210
	925

# Kamla Nehru Institute of Physical Social Sciences, Sultanpur-228118



**Faculty of Education**

**Feedback Result Session-2019-20**

A Feedback was taken on sample of (N=60) students. All students of Education Faculty appreciated the working style of teachers. Any students are dissatisfied. On different dimensions grades are as follows.

1	Teaching Style	A Grade B Grade C Grade D Grade	68%-72% 20%-23% 10%-13% 0%
2	Discipline	A Grade B Grade C Grade D Grade	65%-72% 16%-22% 10%-15% 0%
3	Punctuality	A Grade B Grade C Grade D Grade	68%-71% 22%-25% 10%-15% 0%
4	Curricular Activity	A Grade B Grade C Grade D Grade	67%-71% 18%-22% 12%-15% 0%
5	Coaching Classes	No Pressure at all	
6	Course Coverage	Approximately 95% Course Covered	

Faculty of Education

Total Sample

60

